

## Features Of All Styles Of Mueller® Bronze Saddles For O.D. Controlled PVC Pipe

- Thick TAPPING BOSS – precision machined for a pressure tight connection that resists pull-out. Generous wrenching surfaces to provide sure grip while installing corporation valve.
- SILICON BRONZE SCREWS – for strength and corrosion resistance (also hinge pin on swing hinge style).
- MANUFACTURED AND TESTED – in accordance with all applicable parts of ANSI/AWWA C800–NSF 61 Certified.
- NITRILE O-RING SEALED – glued in place and confined in a groove to resist cold-flow or distortion and provide a pressure tight seal against the main.
- WIDE STRAP – is specially shaped to fit the contour of the O.D. controlled plastic main and seal dependably without pipe distortion. Double-wide straps on saddles with 1-1/2" or 2" tapped outlets for added stability.



Rev. 8-15 Shaded area indicates change
 

---

**MUELLER<sup>®</sup> Bronze Service Saddles for cast iron, ductile iron, A-C pipe, & AWWA C900 PVC plastic pipe.**

- Thick TAPPING BOSS – precision machined for a pressure tight connection that resists pull-out.
- HEAVY BODY – provides strength at critical stress points. Constructed of 85-5-5-5 ASTM B62 brass.
- STRAPS – Silicon Bronze are flattened to provide increased gripping surface. 304L stainless steel - for additional pipe support.\*
- ROLLED STRAP THREADS – for added strength.
- MANUFACTURED AND TESTED – in accordance with all applicable parts of ANSI/AWWA C800 – NSF 61 Certified.
- NITRILE O-RING GASKET – is cemented in place and confined in a retaining groove, for pressure tight seal on the main.
- BODY CURVATURE – designed to fit pipe accurately for secure clamping and uniform sealing pressure.



\*Stainless steel strap recommended for saddle used on PVC and AC pipe.

---

**MUELLER<sup>®</sup> Ductile Iron Service Saddles for cast iron, ductile iron, steel, A-C pipe, & AWWA C900 PVC plastic pipe.**

- Thick TAPPING BOSS – precision machined for a pressure tight connection that resists pull-out.
- Heavy Body – provides strength at critical stress points. Constructed of ASTM A536 ductile iron.
- STRAPS – Forged alloy steel straps – are zinc plated and are extra large and flattened to provide increased gripping surface. 304L Stainless steel - for additional pipe support.\*
- NYLON 11 – fluidized bed applied, 10-12 mil thick coating is standard - superior corrosion resistance, non-conductive, and unique capability to flex with saddle as it is tightened to conform to pipe OD.
- ROLLED STRAP THREADS – for added strength.
- MANUFACTURED AND TESTED – in accordance with all applicable parts of ANSI/AWWA C800 – NSF 61 Certified.
- NITRILE O-RING GASKET – is adhered in place and confined in a retaining groove, for pressure tight seal on the main.
- BODY CURVATURE – designed to fit pipe accurately for secure clamping and uniform sealing pressure.



\*Stainless steel strap recommended for saddle used on PVC and AC pipe.

---

**MUELLER® Service Saddles for AWWA C900 PVC pipe**

- Outlet tapped with either AWWA taper (C.C.) or AWWA I.P. (F.I.P.T.) thread
- For use on cast iron O.D. PVC pipe made to ANSI/AWWA C900 standard
- 3/4" - 2" tap sizes
- NSF 61 Certified



**S-13000 Series**  
2-piece hinged  
4"-8" mains;  
3/4" to 1"  
tapping



**H-13000 Series**  
2-piece  
4"-8" mains;  
3/4" to 1"  
tapping



**H-13000 Series**  
2-piece  
4"-8" mains;  
1/2" or 2"  
tapping



**H-13000 Series**  
2-piece  
10" & 12" mains;  
3/4" to 2"  
tapping

**MUELLER® Service Saddles for cast iron O.D. PVC pipe**

Nominal Main Size	Type Of Thread In Service Saddle Outlet											
	AWWA Taper Thread (C.C.)					Design	AWWA Iron Pipe Thread (F.I.P.T)					Design
	Catalog Number	Tapping Size					Catalog number	Tapping Size				
3/4"		1"	1-1/2"	2"	3/4"	1"		1-1/2"	2"			
4"	S-13440	X	X	-	-	Two-piece	S-13490	X	X	-	-	Two-piece
4"	H-13440	X	X	X	X		H-13490	X	X	X	X	
6"	S-13441	X	X	-	-		S-13491	X	X	-	-	
6"	H-13441	X	X	X	X		H-13491	X	X	X	X	
8"	S-13442	X	X	-	-		S-13492	X	X	-	-	
8"	H-13442	X	X	X	X		H-13492	X	X	X	X	
10"	H-13443	X	X	X	X		H-13493	X	X	X	X	
12"	H-13444	X	X	X	X		H-13494	X	X	X	X	

These machines may be used with the service saddles illustrated on this page

Machine	Service Saddle Tap Size			
	3/4"	1"	1-1/2"	2"
E-5™	X	X	X	X
D-5™	X	X	X	X
TRU-CUT™	X	X	-	-
MEGA-CUT™	X	X	X	X
PL-2™	X	X	-	-

**TO ORDER SPECIFY QUANTITY, OUTLET TAPPING SIZE AND CATALOG NUMBER**

Rev. 5-11 Shaded area indicates change

### MUELLER® Service Saddles for iron pipe size PVC pipe

- Outlet tapped with either AWWA taper (C.C.) or AWWA I.P. (F.I.P.T.) thread
- For use on IPS PVC pipe (O.D. controlled)
- 3/4" - 2" tap sizes
- NSF 61 Certified
- 200 psi (1380 kPa/13 barg) maximum working pressure



**S-13000 Series**  
2-piece hinged  
2" to 8" mains;  
3/4" to 1" tapping



**H-13000 Series**  
2-piece  
2" to 8" mains;  
3/4" to 1" tapping



**H-13000 Series**  
2-piece  
4"-8" mains;  
1-1/2" or 2"  
tapping



**H-13000 Series**  
3-piece  
10" & 12" mains;  
3/4" to 1"  
tapping

### MUELLER® Service Saddles for IPS PVC pipe

Nominal Main Size	Type Of Thread In Service Saddle Outlet										Design	
	AWWA Taper Thread (C.C.)					Design	AWWA Iron Pipe Thread (F.I.P.T)					Design
	Catalog Number	Tapping Size					Catalog Number	Tapping Size				
	3/4"	1"	1-1/2"	2"		3/4"	1"	1-1/2"	2"			
2"	S-13420	X	X	-	-	Two piece	S-13470	X	X	-	-	Two piece
2"	H-13420	X	X	-	-		H-13470	X	X	-	-	
2-1/2"	S-13422	X	X	-	-		S-13472	X	X	-	-	
2-1/2"	H-13422	X	X	-	-		H-13472	X	X	-	-	
3"	S-13425	X	X	-	-		S-13475	X	X	-	-	
3"	H-13425	X	X	-	-		H-13475	X	X	-	-	
4"	S-13428	X	X	-	-		S-13478	X	X	-	-	
4"	H-13428	X	X	X	X		H-13478	X	X	X	X	
6"	S-13431	X	X	-	-		S-13481	X	X	-	-	
6"	H-13431	X	X	X	X		H-13481	X	X	X	X	
8"	S-13433	X	X	-	-	S-13483	X	X	-	-		
8"	H-13433	X	X	X	X	H-13483	X	X	X	X		
10"	H-13434	X	X	-	-	H-13484	X	X	-	-	Three piece	
12"	H-13435	X	X	-	-	H-13485	X	X	-	-	Three piece	

These machines may be used with the service saddles illustrated on this page

Machine	Service Saddle Tap Size			
	3/4"	1"	1-1/2"	2"
E-5™	X	X	X	X
D-5™	X	X	X	X
TRU-CUT™	X	X	-	-
MEGA-CUT™	X	X	X	X
PL-2™	X	X	-	-

# MUELLER® BR1B SERIES BRONZE SERVICE SADDLES - SINGLE STRAP



# 4.5

Shaded area indicates change Rev. 8-15

## MUELLER® Service Saddles for use on Cast Iron and Ductile Iron pipe

- Outlet tapped with either AWWA taper (C.C.) or AWWA I.P. thread (F.I.P.T.)
- For use on cast iron or ductile iron pipe
- 200 psig (1380 kPa/13.80) maximum working pressure
- Available in single strap designs
- Brass body
- Flattened silicon bronze straps
- Roll strap threads
- O-ring sealed outlet
- 1/2" thru 1" tap sizes
- Meets all applicable parts of ANSI/AWWA C800
- NSF 61 Certified



BR 1 B Series

## MUELLER® Service Saddles with Bronze Single Strap

Pipe O.D. Range*		Kind and Size of Pipe			Bronze Single Straps				
Inch	mm	A-C	Cast or Ductile Iron	Tap*** Thread	Base Catalog Number	Size of Tapping (add to "Base" to complete catalog number)			
						1/2"	5/8"	3/4"	1"
4.74-5.32	120.4-135.1	**	4"	CC or IP	BR1B0474	062	075	075	100
6.84-7.45	173.7-189.2		6"	CC or IP	BR1B0684	062	075	075	100
8.99-9.67	228.3-245.6		8"	CC or IP	BR1B0899	062	075	075	100
11.04-12.12	280.4-307.8		10"	CC or IP	BR1B1104	062	075	075	100
13.14-14.58	333.8-370.3		12"	CC or IP	BR1B1314	062	075	075	100

\*A-C pipe, classes 150-200 per ASTM C295 and AWWA C400 – actual O.D. of pipe being used must fall within the pipe O.D. range listed in the preceding charts. Centrifugally cast pipe, classes 50-250 per ANSI/AWWA C102/A21.2; ANSI/AWWA C106/A21.6; ANSI/AWWA C108/A21.8, and Federal specification WW-P-421. Ductile iron pipe, classes 50-56 per ANSI/AWWA C151/A21.51; Cast iron O.D. PVC plastic pipe per AWWA C900.

\*\* The outside diameter of A-C pipe varies from manufacturer to manufacturer, to make certain you select the proper clamp: 1) Determine the O.D. of the pipe at the point of saddle installation; 2) From the pipe O.D. range column of the above chart, choose a saddle that has a pipe O.D. range that includes the determined pipe diameter.

\*\*\*CC=AWWA Taper; IP=AWWA IP thread (F.I.P.T)

## These machines may be used with the service saddles illustrated on this page

Machine	Service saddle tap size			
	1/2"	5/8"	3/4"	1"
E-5™	X	X	X	X
D-5™	-	-	X	X
TRU-CUT™	-	-	X	X
MEGA-CUT™	X	X	X	X
PL-2	-	-	X	X

**TO ORDER SPECIFY QUANTITY, OUTLET TAPPING SIZE AND CATALOG NUMBER**

# 4.6




## MUELLER® BR1S SERIES BRONZE SERVICE SADDLES - SINGLE STRAP

Rev. 8-15 Shaded area indicates change

### MUELLER® Service Saddles for use on A-C, cast iron, ductile iron, and AWWA C900 PVC plastic pipe

- Outlet tapped with either AWWA taper (C.C.) or AWWA I.P. thread (F.I.P.T.)
- For use on A-C pipe, cast iron or ductile iron pipe and C900 PVC pipe
- 200 psig (1380 kPa/13.80 bar) maximum working pressure
- Available in single strap designs
- Brass body
- 304L stainless steel straps
- Roll strap threads
- O-ring sealed outlet
- 1/2" thru 1" tap sizes
- Meets all applicable parts of ANSI/AWWA C800
- NSF 61 Certified



BR 1 S Series

### MUELLER® Service Saddles with Stainless Steel Single Strap

Pipe O.D. Range*		Kind and Size of Pipe			Stainless Steel Single Straps				
Inch	mm	A-C	Cast or Ductile Iron, C900 PVC	Tap*** Thread	Base Catalog Number	Size of Tapping (add to "Base" to complete catalog number)			
						1/2"	5/8"	3/4"	1"
4.74-5.32	120.4-135.1	**	4"	CC or IP	BR1S0474	050	062	075	100
6.84-7.45	173.7-189.2		6"	CC or IP	BR1S0684	050	062	075	100
8.99-9.67	228.3-245.6		8"	CC or IP	BR1S0899	050	062	075	100
11.04-12.12	280.4-307.8		10"	CC or IP	BR1S1104	050	062	075	100
13.14-14.58	333.8-370.3		12"	CC or IP	BR1S1314	050	062	075	100

\*A-C pipe, classes 150-200 per ASTM C295 and AWWA C400 – actual O.D. of pipe being used must fall within the pipe O.D. range listed in the preceding charts. Centrifugally cast pipe, classes 50-250 per ANSI/AWWA C102/A21.2; ANSI/AWWA C106/A21.6; ANSI/AWWA C108/A21.8, and Federal specification WW-P-421. Ductile iron pipe, classes 50-56 per ANSI/AWWA C151/A21.51; Cast iron O.D. PVC plastic pipe per AWWA C900.  
 \*\* The outside diameter of A-C pipe varies from manufacturer to manufacturer., to make certain you select the proper clamp: 1) Determine the O.D. of the pipe at the point of saddle installation; 2) From the pipe O.D. range column of the above chart, choose a saddle that has a pipe O.D. range that includes the determined pipe diameter.  
 \*\*\*CC=AWWA Taper; IP=AWWA IP thread (F.I.P.T)

### These machines may be used with the service saddles illustrated on this page

Machine	Service saddle tap size			
	1/2"	5/8"	3/4"	1"
E-5™	X	X	X	X
D-5™	-	-	X	X
TRU-CUT™	-	-	X	X
MEGA-CUT™	X	X	X	X
PL-2	-	-	X	X

**TO ORDER SPECIFY QUANTITY, OUTLET TAPPING SIZE AND CATALOG NUMBER**

**WARNING:** Use on A-C pipe, which contains a known carcinogen, requires appropriate protective equipment and procedures be employed.

# MUELLER® BR2B SERIES BRONZE SERVICE SADDLES - DOUBLE STRAP




# 4.7

Shaded area indicates change Rev. 9-15

## MUELLER® Service Saddles for use on Cast Iron and Ductile Iron pipe

- Outlet tapped with either AWWA taper (C.C.) or AWWA I.P. thread (F.I.P.T.)
- For use on cast iron or ductile iron pipe and cast iron O.D.
- 200 psig (1380 kPa/14 barg) maximum working pressure
- Available in double strap designs
- Brass body
- Flattened silicon bronze straps
- Rolled strap threads
- O-ring sealed outlet
- 3/4" thru 2" tap sizes (1/2" and 5/8" some styles)
- Meets all applicable parts of ANSI/AWWA C800
- NSF 61 Certified



BR 2 B Series

## MUELLER® Service Saddles with Bronze Double Straps

Pipe O.D. Range*		Kind and Size of Pipe			Bronze Double Straps							
Inch	mm	A-C	Cast or Ductile Iron	Tap*** Thread	Base Catalog Number	Size of Tapping (add to "Base" to complete catalog number)						
						1/2"	5/8"	3/4"	1"	1-1/4"	1-1/2"	2"
4.74-5.32	120.4-135.1	**	4"	CC or IP	BR2B0474	050	062	075	100	-	-	-
4.74-5.10	120.4-129.5		4"	CC or IP	BR2B0474	-	-	-	-	125	150	200
5.10-5.40	129.5-137.1		4"	CC or IP	BR2B0510	-	-	-	-	125	150	200
6.84-7.45	173.7-189.2		6"	CC or IP	BR2B0684	050	062	075	100	125	150	200
8.99-9.67	228.4-245.6		8"	CC or IP	BR2B0899	050	062	075	100	125	150	200
11.04-12.12	280.4-307.8		10"	CC or IP	BR2B1104	050	062	075	100	125	150	200
13.14-14.58	333.8-370.3		12"	CC or IP	BR2B1314	050	062	075	100	125	150	200
15.22-16.88	386.6-428.7		14"	CC or IP	BR2B1522	-	-	075	100	-	150	200
17.32-19.19	439.9-487.4		16"	CC or IP	BR2B1732	-	-	075	100	-	150	200
18.00-19.50	457.2-495.3		18"	CC or IP	BR2B1800	-	-	075	100	125	150	200
20.00-21.60	508.0-548.6		20"	CC or IP	BR2B2000	-	-	075	100	125	150	200
24.00-25.80	609.6-655.3		24"	CC or IP	BR2B2400	-	-	075	100	125	150	200

\*A-C pipe, classes 150-200 per ASTM C295 and AWWA C400 – actual O.D. of pipe being used must fall within the pipe O.D. range listed in the preceding charts.

Centrifugally cast pipe, classes 50-250 per ANSI/AWWA C102/A21.2; ANSI/AWWA C106/A21.6; ANSI/AWWA C108/A21.8, and Federal specification WW-P-421. Ductile iron pipe, classes 50-56 per ANSI/AWWA C151/A21.51; Cast iron O.D. PVC plastic pipe per AWWA C900.

\*\* The outside diameter of A-C pipe varies from manufacturer to manufacturer., to make certain you select the proper clamp: 1) Determine the O.D. of the pipe at the point of saddle installation; 2) From the pipe O.D. range column of the above chart, choose a saddle that has a pipe O.D. range that includes the determined pipe diameter.

\*\*\*CC=AWWA Taper; IP=AWWA IP thread (F.I.P.T)

## These machines may be used with the service saddles illustrated on this page


Machine	Service Saddle Tap Size						
	1/2"	5/8"	3/4"	1"	1-1/4"	1-1/2"	2"
E-5™	X	X	X	X	X	X	X
D-5™	-	-	X	X	X	X	X
TRU-CUT™	-	-	X	X	-	-	-
MEGA-CUT™	X	X	X	X	X	X	X
PL-2™	-	-	X	X	-	-	-

**TO ORDER SPECIFY QUANTITY, OUTLET TAPPING SIZE AND CATALOG NUMBER**

Rev. 8-15 Shaded area indicates change

### MUELLER® Service Saddles for use on A-C, cast iron, ductile iron, and AWWA C900 PVC plastic pipe

- Outlet tapped with either AWWA taper (C.C.) or AWWA I.P. thread (F.I.P.T.)
- For use on A-C pipe, cast iron or ductile iron pipe and cast iron O.D. PVC pipe
- 200 psig (1380 kPa/14 barg) maximum working pressure
- Available in double strap designs
- Brass body
- 304L stainless steel straps
- Rolled strap threads
- O-ring sealed outlet
- 3/4" thru 2" tap sizes (1/2" and 5/8" some styles)
- Meets all applicable parts of ANSI/AWWA C800
- NSF 61 Certified



BR 2 S Series

BR 2 W Series

### MUELLER® Service Saddles with Stainless Steel Double Straps

Pipe O.D. Range*		Kind and Size of Pipe			Stainless Steel Double Straps							
Inch	mm	A-C	Cast or Ductile Iron, C900 PVC	Tap*** Thread	Base Catalog Number	Size of Tapping (add to "Base" to complete catalog number)						
						1/2"	5/8"	3/4"	1"	1-1/4"	1-1/2"	2"
4.74-5.32	120.4-135.1	**	4"	CC or IP	BR2S0474	050	062	075	100	-	-	-
4.74-5.10	120.4-129.5		4"	CC or IP	BR2S0474	-	-	-	-	125	150	200
5.10-5.40	129.5-137.1		4"	CC or IP	BR2S0510	-	-	-	-	125	150	200
6.84-7.45	173.7-189.2		6"	CC or IP	BR2S0684	050	062	075	100	125	150	200
8.99-9.67	228.4-245.6		8"	CC or IP	BR2S0899	050	062	075	100	125	150	200
11.04-12.12	280.4-307.8		10"	CC or IP	BR2S1104	050	062	075	100	125	150	200
13.14-14.58	333.8-370.3		12"	CC or IP	BR2S1314	050	062	075	100	125	150	200
15.22-16.88	386.6-428.7		14"	CC or IP	BR2S1522	-	-	075	100	-	150	200
17.32-19.19	439.9-487.4		16"	CC or IP	BR2S1732	-	-	075	100	-	150	200
18.00-19.50	457.2-495.3		18"	CC or IP	BR2W1800	-	-	075	100	125	150	200
20.00-21.60	508.0-548.6		20"	CC or IP	BR2W2000	-	-	075	100	125	150	200
24.00-25.80	609.6-655.3		24"	CC or IP	BR2W2400	-	-	075	100	125	150	200

\*A-C pipe, classes 150-200 per ASTM C295 and AWWA C400 – actual O.D. of pipe being used must fall within the pipe O.D. range listed in the preceding charts. Centrifugally cast pipe, classes 50-250 per ANSI/AWWA C102/A21.2; ANSI/AWWA C106/A21.6; ANSI/AWWA C108/A21.8, and Federal specification WW-P-421. Ductile iron pipe, classes 50-56 per ANSI/AWWA C151/A21.51; Cast iron O.D. PVC plastic pipe per AWWA C900.

\*\* The outside diameter of A-C pipe varies from manufacturer to manufacturer, to make certain you select the proper clamp: 1) Determine the O.D. of the pipe at the point of saddle installation; 2) From the pipe O.D. range column of the above chart, choose a saddle that has a pipe O.D. range that includes the determined pipe diameter.

\*\*\*CC=AWWA Taper; IP=AWWA IP thread (F.I.P.T.)

### These machines may be used with the service saddles illustrated on this page

Machine	Service Saddle Tap Size						
	1/2"	5/8"	3/4"	1"	1-1/4"	1-1/2"	2"
E-5™	X	X	X	X	X	X	X
D-5™	-	-	X	X	X	X	X
TRU-CUT™	-	-	X	X	-	-	-
MEGA-CUT™	X	X	X	X	X	X	X
PL-2™	-	-	X	X	-	-	-

**TO ORDER SPECIFY QUANTITY, OUTLET TAPPING SIZE AND CATALOG NUMBER**

**WARNING:** Use on A-C pipe, which contains a known carcinogen, requires appropriate protective equipment and procedures be employed.



# MUELLER® DR1S SERIES DUCTILE IRON SERVICE SADDLES - SINGLE STRAP



# 4.9

Shaded area indicates change Rev. 8-15

## Nylon Ductile Iron Service Saddles for use on cast iron, ductile iron, AWWA C900 PVC plastic, steel and A-C pipe

- Outlet tapped with AWWA taper (C.C.) or AWWA I.P. thread (F.I.P.T.)
- Single strap design rated at 250 psig (1725 kPa/17.25 bar) maximum working pressure
- ASTM A536 ductile iron body
- Body is Nylon 11 (10 -12 mil)
- 304L stainless steel strap
- Rolled strap threads
- Nitrile O-ring gasket
- 1/2" thru 2" tap sizes
- Meets all applicable parts of ANSI/AWWA C800
- NSF 61 Certified



**DR 1 S Series**

## MUELLER® Service Saddles with Stainless Steel Single Strap

Pipe O.D. Range*		Kind and Size of Pipe				Single Stainless Steel Strap						
Inch	mm	A-C	Std. Steel, IPS PVC	Cast Iron, Ductile Iron C900 PVC	Tap*** Thread	Base Catalog Number	Size of Tapping (add to "Base" to complete catalog number)					
							1/2"	3/4"	1"	1-1/4"	1-1/2"	2"
2.35-2.50	59.7-63.5	**	2"	2**	CC or IP	DR1S0235	050	075	100	-	-	-
2.85-2.91	72.4-73.9		2-1/2"	2-1/2**	CC or IP	DR1S0285	050	075	100	-	-	-
3.56-4.00	90.5-101.6		3-1/2"	3"	CC or IP	DR1S0356	050	075	100	-	-	-
4.47-5.32	113.5-135.1		4"	4"	CC or IP	DR1S0447	050	075	100	125	150	200
6.59-7.37	167.4-187.2		6"	6"	CC or IP	DR1S0659	050	075	100	125	150	200
8.54-9.79	216.9-248.7		8"	8"	CC or IP	DR1S0854	050	075	100	125	150	200
10.64-12.12	270.3-307.8		10"	10"	CC or IP	DR1S1064	050	075	100	-	-	-
12.62-14.38	320.5-365.3		12"	12"	CC or IP	DR1S1262	050	075	100	-	-	-

\* Important—carefully check the range of the saddle with the O.D. of the pipe being used.

\*\* The outside diameter of A-C pipe varies from manufacturer to manufacturer, to make certain you select the proper clamp:

1) Determine the O.D. of the pipe at the point of saddle installation;

2) From the pipe O.D. range column of the above chart, choose a saddle that has a pipe O.D. range that includes the determined pipe diameter.

\*\*\*CC=AWWA Taper; IP=AWWA IP thread (F.I.P.T)

## These machines may be used with the service saddles illustrated on this page

Machine	Service Saddle Tap Size					
	1/2"	3/4"	1"	1-1/4"	1-1/2"	2"
E-5™	X	X	X	X	X	X
D-5™	-	X	X	X	X	X
TRU-CUT™	-	X	X	-	-	-
MEGA-CUT™	X	X	X	X	X	X
PL-2™	-	X	X	-	-	-

**TO ORDER SPECIFY QUANTITY, OUTLET TAPPING SIZE AND CATALOG NUMBER**

**⚠ WARNING:** Use on A-C pipe, which contains a known carcinogen, requires appropriate protective equipment and procedures be employed.

Rev. 4-14 Shaded area indicates change

### Nylon Ductile Iron Service Saddles for use on cast iron, ductile iron, steel pipe

- Outlet tapped with either AWWA taper (C.C.) or AWWA I.P. thread (F.I.P.T.)
- Single strap design rated at 250 psig (1725 kPa/17.25 bar) maximum working pressure
- ASTM A536 ductile iron body
- Body is Nylon 11 (10 -12 mil)
- Forged alloy steel strap
- Rolled strap threads
- Nitrile O-ring gasket
- 1/2" thru 2" tap sizes
- Meets all applicable parts of ANSI/AWWA C800
- NSF 61 Certified



DR 1 A Series

### MUELLER® Service Saddles with Single Alloy Strap

Pipe O.D. Range*		Kind and Size of Pipe				Single Alloy Strap						
Inch	mm	A-C	Std. Steel	Cast Iron, Ductile Iron	Tap*** Thread	Base Catalog Number	Size of Tapping (add to "Base" to complete catalog number)					
							1/2"	3/4"	1"	1-1/4"	1-1/2"	2"
2.35-2.50	59.7-63.5	**	2"	2"	CC or IP	DR1A0235	050	075	100	-	-	-
2.85-2.91	72.4-73.9		2-1/2"	2-1/2"	CC or IP	DR1A0285	050	075	100	-	-	-
3.56-4.00	91.0-101.0		3-1/2"	3"	CC or IP	DR1A0356	050	075	100	-	-	-
4.47-5.32	113.5-135.1		4"	4"	CC or IP	DR1A0447	050	075	100	125	150	200
6.59-7.37	167.4-187.2		6"	6"	CC or IP	DR1A0659	050	075	100	125	150	200
8.54-9.79	216.9-248.7		8"	8"	CC or IP	DR1A0854	050	075	100	125	150	200
10.64-12.12	270.3-307.8		10"	10"	CC or IP	DR1A1064	050	075	100	-	-	-
12.62-14.38	320.5-365.3		12"	12"	CC or IP	DR1A1262	050	075	100	-	-	-

\* Important – carefully check the range of the saddle with the O.D. of the pipe being used.

\*\* The outside diameter of A-C pipe varies from manufacturer to manufacturer, to make certain you select the proper clamp:

1) Determine the O.D. of the pipe at the point of saddle installation;

2) From the pipe O.D. range column of the above chart, choose a saddle that has a pipe O.D. range that includes the determined pipe diameter

\*\*\*CC=AWWA Taper; IP=AWWA IP thread (F.I.P.T)

### These machines may be used with the service saddles illustrated on this page

Machine	Service Saddle Tap Size					
	1/2"	3/4"	1"	1-1/4"	1-1/2"	2"
E-5™	X	X	X	X	X	X
D-5™	-	X	X	X	X	X
TRU-CUT™	-	X	X	-	-	-
MEGA-CUT™	X	X	X	X	X	X
PL-2™	-	X	X	-	-	-

**TO ORDER SPECIFY QUANTITY, OUTLET TAPPING SIZE AND CATALOG NUMBER**

**WARNING:** Use on A-C pipe, which contains a known carcinogen, requires appropriate protective equipment and procedures be employed.

# MUELLER® DR2A SERIES DUCTILE IRON SERVICE SADDLES - DOUBLE STRAP



# 4.11

Shaded area indicates change Rev. 4-14

## Nylon Ductile Iron Service Saddles for use on cast iron, ductile iron, steel pipe

- Outlet tapped with AWWA taper (C.C.) or AWWA I.P. thread (F.I.P.T.)
- Double strap design rated at 500 psig (3450 kPa/34.50 bar) maximum working pressure
- ASTM A536 ductile iron body
- Body is Nylon 11 (10 -12 mil)
- Forged alloy steel strap
- Rolled strap threads
- Nitrile O-ring gasket
- 1/2" thru 2" tap sizes
- Meets all applicable parts of ANSI/AWWA C800
- NSF 61 Certified



DR 2 A Series

## MUELLER® Service Saddles with Double alloy strap Strap

Pipe O.D. Range*		Kind and Size of Pipe				Double Steel Alloy Strap						
Inch	mm	A-C	Std. Steel	Cast Iron, Ductile Iron	Tap*** Thread	Base Catalog Number	Size of Tapping (add to "Base" to complete catalog number)					
							1/2"	3/4"	1"	1-1/4"	1-1/2"	2"
2.35-2.50	59.7-63.5	**	2"	2"	CC or IP	DR2A0235	050	075	100	-	-	-
3.56-4.00	91.0-101.0		3-1/2"	3"	CC or IP	DR2A0356	050	075	100	-	-	-
4.47-5.32	113.5-135.1		4"	4"	CC or IP	DR2A0447	050	075	100	125	150	200
6.59-7.37	167.4-187.2		6"	6"	CC or IP	DR2A0659	050	075	100	125	150	200
8.54-9.79	216.9-248.7		8"	8"	CC or IP	DR2A0854	050	075	100	125	150	200
10.64-12.12	270.3-307.8		10"	10"	CC or IP	DR2A1064	050	075	100	125	150	200
12.62-14.38	320.5-365.3		12"	12"	CC or IP	DR2A1262	050	075	100	125	150	200
17.40-18.80	442.0-477.5		-	16"	CC or IP	DR2A1740	-	07	100	125	150	200
18.00-19.50	457.2-495.3		-	18"	CC or IP	DR2A1800	-	075	100	125	150	200
20.00-21.60	508.0-548.6		-	20"	CC or IP	DR2A2000	-	075	100	125	150	200
24.00-25.80	609.0-655.3		-	24"	CC or IP	DR2A2400	-	075	100	125	150	200

\* Important—carefully check the range of the saddle with the O.D. of the pipe being used.

\*\* The outside diameter of A-C pipe varies from manufacturer to manufacturer. To make certain you select the proper clamp:

1) Determine the O.D. of the pipe at the point of saddle installation;

2) From the pipe O.D. range column of the above chart, choose a saddle that has a pipe O.D. range that includes the determined pipe diameter.

\*\*\*CC=AWWA Taper; IP=AWWA IP thread (F.I.P.T)

## These machines may be used with the service saddles illustrated on this page

Machine	Service Saddle Tap Size					
	1/2"	3/4"	1"	1-1/4"	1-1/2"	2"
E-5™	X	X	X	X	X	X
D-5™	-	X	X	X	X	X
TRU-CUT™	-	X	X	-	-	-
MEGA-CUT™	X	X	X	X	X	X
PL-2™	-	X	X	-	-	-


**TO ORDER SPECIFY QUANTITY, OUTLET TAPPING SIZE AND CATALOG NUMBER**

**⚠ WARNING:** Use on A-C pipe, which contains a known carcinogen, requires appropriate protective equipment and procedures be employed.

Rev. 8-15 Shaded area indicates change

### Nylon Ductile Iron Service Saddles for use on cast iron, ductile iron AWWA C900 PVC plastic, steel and A-C pipe.

- Outlet tapped with AWWA taper (C.C.) or AWWA I.P. thread (F.I.P.T.)
- Double strap design rated at 500 psig (3450 kPa/34.50 bar) maximum working pressure
- ASTM A536 ductile iron body
- Body is Nylon 11 (10 -12 mil)
- 304L stainless steel strap
- Rolled strap threads
- Nitrile O-ring gasket
- 1/2" thru 2" tap sizes
- Meets all applicable parts of ANSI/AWWA C800
- NSF 61 Certified



DR 2 S Series

DR 2 W Series

### MUELLER® Service Saddles with Double stainless steel strap

Pipe O.D. Range*		Kind and Size of Pipe				Double Stainless Steel Straps						
Inch	mm	A-C	Std. Steel IPS PVC	Cast Iron, Ductile Iron PVC C900	Tap*** Thread	Base Catalog Number	Size of Tapping (add to "Base " to complete catalog number)					
							1/2"	3/4"	1"	1-1/4"	1-1/2"	2"
2.35-2.50	59.7-63.5	**	2"	2**	CC or IP	DR 2 S 0235	050	075	100	-	-	-
3.56-4.00	91.0-101.0		3-1/2"	3"	CC or IP	DR 2 S 0356	050	075	100	-	-	-
4.47-5.32	113.5-135.1		4"	4"	CC or IP	DR 2 S 0447	050	075	100	125	150	200
6.59-7.37	167.4-187.4		6"	6"	CC or IP	DR 2 S 0659	050	075	100	125	150	200
8.54-9.79	216.9-248.7		8"	8"	CC or IP	DR 2 S 0854	050	075	100	125	150	200
10.64-12.12	270.3-307.8		10"	10"	CC or IP	DR 2 S 1064	050	075	100	125	150	200
12.62-14.38	320.5-365.3		12"	12"	CC or IP	DR 2 S 1262	050	075	100	125	150	200
17.40-18.80	442.0-477.5		-	16"	CC or IP	DR 2 S 1740	-	075	100	125	150	200
18.00-19.50	457.2-495.3		-	18"	CC or IP	DR 2 W 1800	050	075	100	125	150	200
20.00-21.60	508.0-548.6		-	20"	CC or IP	DR 2 W 2000	050	075	100	125	150	200
24.00-25.80	609-655.3		-	24"	CC or IP	DR 2 W 2400	050	075	100	125	150	200

\* Important – carefully check the range of the saddle with the O.D. of the pipe being used.

\*\* The outside diameter of A-C pipe varies from manufacturer to manufacturer. To make certain you select the proper clamp:

1) Determine the O.D. of the pipe at the point of saddle installation;

2) From the pipe O.D. range column of the above chart, choose a saddle that has a pipe O.D. range that includes the determined pipe diameter.

3) Ductile Iron Double Stainless Strap Saddles can be specifically sized for IPS PVC or C900.

\*\*\*CC=AWWA Taper; IP=AWWA IP thread (F.I.P.T)

### These machines may be used with the service saddles illustrated on this page

Machine	Service Saddle Tap Size					
	1/2"	3/4"	1"	1-1/4"	1-1/2"	2"
E-5™	X	X	X	X	X	X
D-5™	-	X	X	X	X	X
TRU-CUT™	-	X	X	-	-	-
MEGA-CUT™	X	X	X	X	X	X
PL-2™	-	X	X	-	-	-

**TO ORDER SPECIFY QUANTITY, OUTLET TAPPING SIZE AND CATALOG NUMBER**

**WARNING:** Use on A-C pipe, which contains a known carcinogen, requires appropriate protective equipment and procedures be employed.